

**Hillcrest High School
Visual Art Examination
June 2017
Grade 10**



Time: 2 hours.

100 marks

INSTRUCTIONS AND INFORMATION

1. This question paper consists of Five Sections.
2. Answer ALL Five Sections.
3. Number your answers according to the numbering system used in this question paper.
4. Ensure that you refer to the visual sources where required to do so.
5. Information discussed in one answer will not be credited if repeated in other answers.
6. Name the artist and title of each artwork you discuss in your answers.
7. Underline the title of an artwork or the name of a building.
8. Write in a clear, creative and structured manner, using full sentences and paragraphs according to the instructions of each question. Listing of facts and tables is NOT permissible unless told to do so.
9. Write neatly and legibly.
10. Write your art teacher's name on your script.

Please turn over

Section One: Visual Literacy - do not write as an essay



Figure 1: Julian Dourado- Cat and Sofa. Lino cut. 1996

1. Describe the balance used in Figure 1? Refer to the artwork **(3)**
2. Give a detailed description of the subject matter. What imagery has been used?**(4)**
3. Describe three areas of the work where line has been used effectively.**(3)**
4. Discuss one negative shape and one positive shape seen above. **(2)**
5. What is the style of the artwork? Give reasons to substantiate your answer.**(3)**



Goje completed this work in 1993, in the build up to the first democratic elections in South Africa. Two cultures shake hands across an empty landscape. Lights shine through the windows of both houses.

Figure 2: Sandile Goje. Meeting of Two Cultures. Linocut. 1993

6. How has the artist used different types of shape to show the two different cultures in the work Figure 2? **(2)**
7. Describe the composition arrangement of foreground, middle ground and background in Figure 2. **(3)**
8. In a paragraph, discuss the artist's intention, possible messages or meanings in the work Figure 2. Refer to parts of the artwork in your answer. **(5)**
9. List five of the main elements of Art. **(5)**

[30]

Section Two: Art from the Stone Age



Figure 3

1. How do we classify Art belonging to the Stone Age? **(2)**
2. Give two materials commonly used in Stone Age Art. **(2)**
3. Name Figure 3. **(1)**
4. Write an essay (1-2 pages) on Figure 3. Refer to the following in your answer:
 - Her purpose or function within the tribe
 - Her physical appearance
 - How the ideal body image in western society has changed from this? **(15)**

[20]

Section 3: Egyptian Art



Figure 4: King Mycerinus and His Wife.



Figure 5

- 3.1. In full sentences, list four characteristics and purposes of Egyptian Art. (4)
- 3.2. Explain stylisation in Egyptian Art.(3)
- 3.3. Identify three differences between Figure 4 and Figure 5. (3)
- 3.4. Identify two similarities between figure 4 and Figure 5. (2)
- 3.5. What is implied movement? Refer to Figure 4 when explaining your answer. (2)
- 3.6. Why did the Egyptians use limestone for their sculptures? (2)

[16]

Section 4: Greek Art

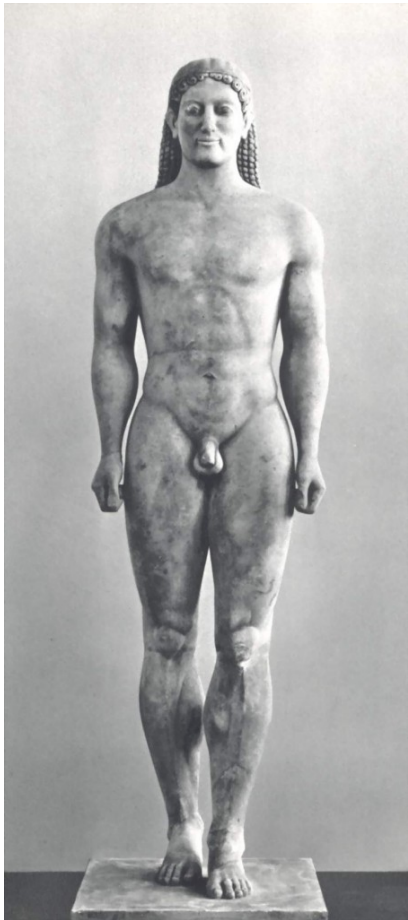


Figure 6: Archaic Period



Figure 7

1. Describe the features of Figure 6 that make it distinctly Archaic in style? (4)
2. Name Figure 6? (1)
3. Which period would Figure 7 belong to? Substantiate your choice by referring to parts of the sculpture. (4)
4. Why did the Greeks idealise their art and strive for perfection? (3)
5. What material was used to make Figure 6 and 7? (1)



Figure 8

6. Figure 8, is Hellenistic in style. Give four typical features of a Hellenistic sculpture that are visible in Figure 8? (4)




Figure 9. Figure 10. Figure 11

6. Name the types of Greek Orders labelled Figure 9-11? (3)

[20]

Section 5: Roman Art and Architecture



Figure 12

1. Name the sculpture labelled Figure 12 **(2)**
2. What was the reason for its creation? **(2)**
3. Which features of this sculpture have been copied from the Classical Greek period? **(3)**

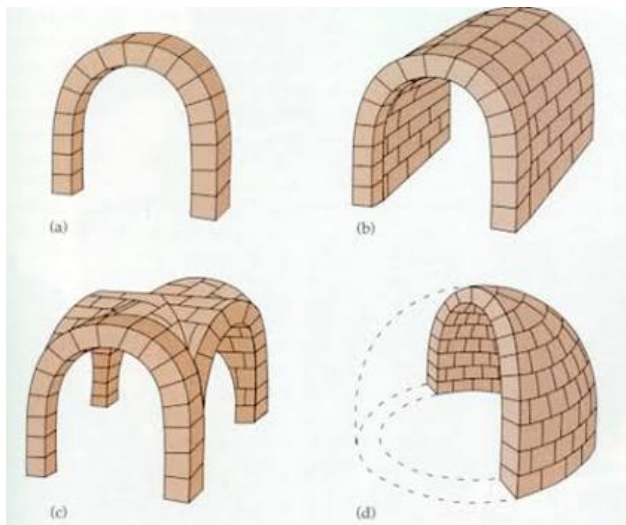


Figure 13

9. Label the parts of Figure 13 a-d **(4)**
10. Explain how the parts labelled 13 a-d helped builders move away from the post and lintel system. **(3)**

[14]. Total 100