



Education

KwaZulu-Natal Department of Education

MATHEMATICAL LITERACY P1

ADDENDUM

COMMON TEST

JUNE 2018

**NATIONAL
SENIOR CERTIFICATE**

GRADE 12

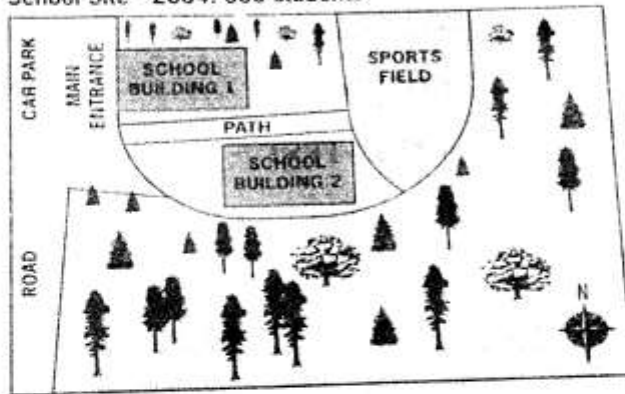
This addendum consists of 5 pages with 4 annexures.

ANNEXURE A

QUESTION 1.3

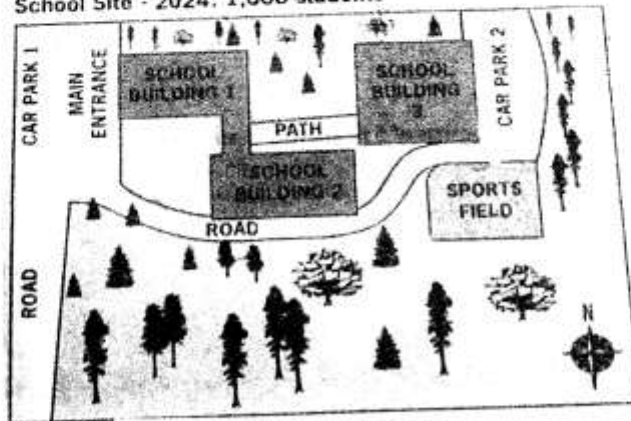
School site layout plan 2004

School Site - 2004: 600 students



School site layout plan 2024

School Site - 2024: 1,000 students



www.school layout plans.com

ANNEXURE B

QUESTION 2.2

SARS TAX TABLE 2018/2019


INCOME TAX: INDIVIDUALS AND TRUSTS 2018/2019		
Taxable income (R)	Rate of Tax (R)	Tax bracket
0 – 195 850	18% of taxable income	1
195 851 – 305 850	35 253 + 26% of taxable income above 195 850	2
305 851 – 423 300	63 853 + 31% of taxable income above 305 850	3
423 301 – 555 600	100 263 + 36% of taxable income above 423 300	4
555 601 – 708 310	147 891 + 39% of taxable income above 555 600	5
708 311 – 1 500 000	207 448 + 41% of taxable income above 708 310	6
1 500 001 and above	532 041 + 45% of taxable income above 1 500 000	7
TAX REBATES		
Primary	R14 067	
Secondary (Persons 65 and older)	R7 713	
Tertiary (Persons 75 and older)	R2 574	
TAX THRESHOLDS		
AGE	TAX THRESHOLD	
Below age 65	R78 150	
Age 65 to below 75	R121 000	
Age 75 and over	R135 300	
MEDICAL TAX CREDIT RATES 2018/2019 YEAR OF ASSESSMENT		
R310 per month for the taxpayer who paid the medical scheme contributions		
R310 per month for the first dependant		
R209 per month for each additional dependant (s)		

Source: www.sars.gov.za

ANNEXURE C

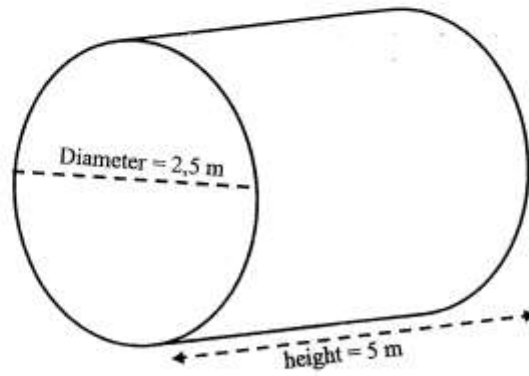
QUESTION 3.1

Photo of a petrol storage tank



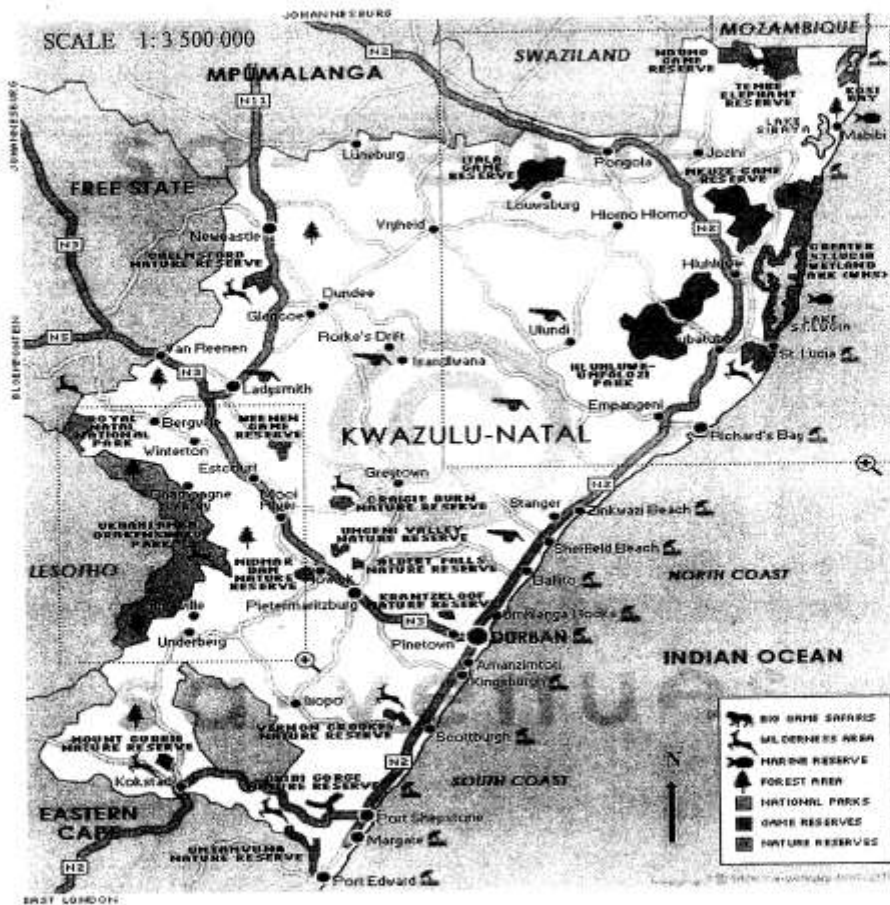
Source: www.petroltanks.com

Diagram of a petrol storage tank



ANNEXURE D

Map showing Kwa-Zulu Natal and other provinces.



Source: www.maps.co.za

Copyright reserved