

**Hillcrest High School  
Creative Art Examination  
November 2015  
Grade 8**



Time: 1 hour

**60 marks**

**INSTRUCTIONS AND INFORMATION**

1. There are **four** sections in this paper, each for 10 marks.
2. Write neatly and legibly.
3. Answer all questions in the spaces provided.
4. Write your name and class on the question paper.

**Name:** \_\_\_\_\_

**Class:** \_\_\_\_\_

**Section one: Multiple Choice**

**(10)**

**Circle** the correct answer. (a,b or c)

1. What are the standard complimentary colour combinations?
  - a. Blue and red, yellow and blue, red and yellow
  - b. Orange and blue, red and green, yellow and purple
  - c. Orange and yellow, red and purple, blue and green

2. Which two groups are shapes categorized into?
  - a. 3D and 2D
  - b. Organic and geometric
  - c. Vertical and horizontal
  
3. The three techniques used in ceramics are:
  - a. Coiling, slab building and pinching
  - b. Pinching, rolling and kneading
  - c. Kneading, slip and texture
  
4. Pencils have a variety of grades, which include the following:
  - a. HB, D and H
  - b. 8B, H and G
  - c. 2B, HB and H
  
5. Which is true of chalk pastels:
  - a. The colours are rich and have a thick texture
  - b. The colours are very bright and oil based
  - c. The colours are soft and have a smooth texture
  
6. There are many different techniques in printmaking, including the following:
  - a. Screen printing, engraving and etching
  - b. Etching, earthenware, and printing
  - c. Engraving, carving and modeling
  
7. Choose the correct answer:
  - a. Acrylic paint dries quickly, Watercolour paint has a translucent quality and oil paint allows artists time to rework and blend colours.

b. Acrylic paint is oil based, Watercolour makes it difficult to cover mistakes and oil paint dries quickly.

c. Acrylic paint can be applied thickly, Watercolour is water based and oil paint has soft colours.

8. Which artist is from the Fauvist art movement?

a. Vincent Van Gogh

b. Henri Matisse

c. Franz Marc

9. Visual literacy is:

a. A way of understanding what an artwork is all about.

b. Based on the idea of seeing things differently.

c. When you observe an artwork.

10. The following are examples of creative careers:

a. Photography, architecture, landscaping and building

b. Landscaping, art therapist, jewelry designer and mechanic.

c. Comic book artist, illustrator, sculptor and architecture.

**Section 2: Elements and Principles of Art**

**(10)**

2.1 Balance is one of the design principles of art. What are the two types of balance you have learnt about? Explain each one. (4)

---

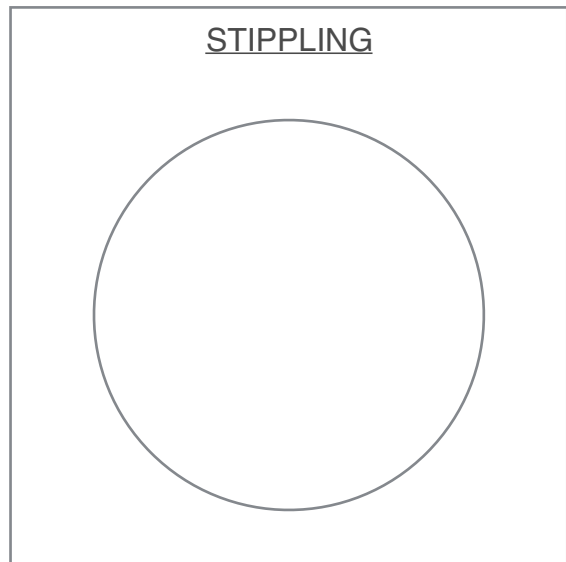
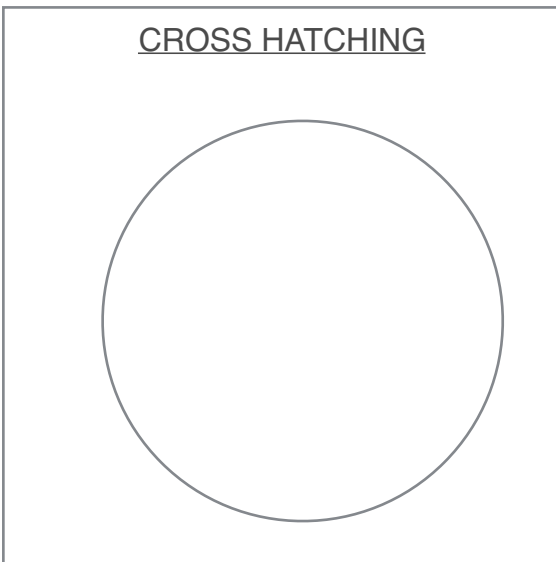
---

---

---

2.2. Define the term contrast and give an example of how contrast can be created. \_\_\_\_\_  
\_\_\_\_\_  
\_\_\_\_\_ (2)

2.3. In the boxes provided below, shade the circles using the techniques mentioned in each box. (4)



**Section 3: Visual Literacy** (10)

3.1. Explain the four steps that are taken when critiquing an artwork and what is required in each step. (8)

---


---

---

---

---





- Describe the composition of the artwork (2)

---

---

---

---

---

- What is the subject matter? (1)

---

- What is the focal point? (1)

---

- Explain how texture has been created . (2)

---

---

**Total 40 marks**

Section 5:

**Only move onto section 5 once you have completed the written questions.**

Using your pen, create leaves for the tree by using different techniques.  
(hatching, cross hatching, stippling, controlled scribble, tonal blending.) Using  
your imagination, finish the drawing by adding in two extra elements.

Rubric:

- leaves show a variety of techniques. / 10
- Addition of two or more extra elements to the picture. /10
- Total /20

