



Hillcrest High School  
Dramatic Arts  
Grade 11  
November Exam 2016

Examiner: Ms. G. Giorko  
Time: 3 Hours

Moderator: Mrs. J. Steytler  
Marks: 150

SECTION A: Poor theatre - 60 marks

SECTION B: Protest theatre and Woza albert-30 marks

SECTION C: Realism and Master Harold and the boys-20 marks

SECTION D: Elizabethan theatre-20 marks

SECTION E: Practical Application-20 marks

ANSWER ALL QUESTIONS

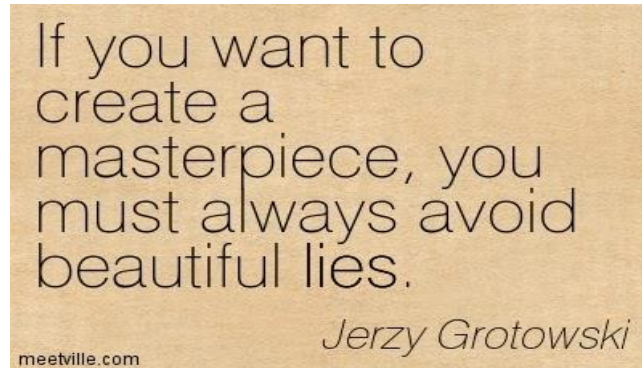
WRITE NEATLY AND LEGIBLY

LEAVE A LINE BETWEEN QUESTIONS

## SECTION A: POOR THEATRE

### Question 1

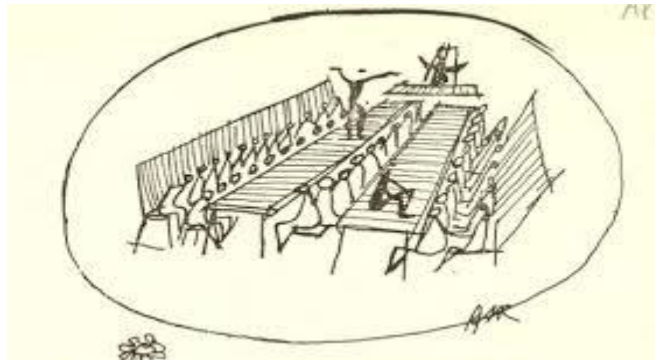
#### Source A-Grotowski quote



1.1 Carefully analyse Sources A. Now write a well-structured essay that thoroughly describes Poor theatre including how Grotowski achieved his aims. Be sure to make reference to the quote.

(25)

#### Source B-Set of a play



1.2 Identify what play, the set of Source B comes from and explain how it aided in creating the “Sacred Union” that Grotowski speaks of, between actor and audience. Include in your answer why this union was so important to Grotowski.

(10)

1.3 In a paragraph describe the Inductive acting method that Grotowski created. Be sure to include the reasoning behind his method.

(10)

1.4 What were Grotowski’s two main aims?

(2)

1.5 Explain why Grotowski’s theatre was called “The Laboratory Theatre”.

(2)

1.6 Identify four forms of spectacle that Grotowski stripped from theatre.

(4)

### Source C-Quote by Grotowski

“No matter how much theatre expands and exploits its mechanical resources, it will remain technologically inferior to film and television.”

1.7 Read the statement made by Grotowski in Source C and explain how it led him to the creation of Poor Theatre. Your answer should make reference to what Grotowski Called “Rich Theatre”.

(6)

1.8 What is the title of Grotowski’s most famous book?

(1)

[60]

## SECTION B: SOUTH AFRICAN THEATRE AND WOZA ALBERT

### Question 2

### Source D-Woza Albert



Analyse source D and answer the questions that follow.

2.1 What do the red noses symbolize and why do you think the playwrights included them in the script?

(2)

2.2 After identifying the characters that the actors are playing in Source D, discuss what *type* of characters they are. Also explain what impact these types of characters would have on the audience.

(4)

2.3 Protest Theatre sought change. How did they go about achieving this aim? Use one scene from the play to substantiate your answer.

(5)

2.4 Woza Albert uses links to create flow within the play. Describe one such link.

(1)

2.5 Discuss the use of language in the play. Ensure you give reasons for the playwright’s choice of language.

(5)

2.6 What is the structure of the play “Woza Albert”? Give reasons as to why the playwright’s used this specific structure.

(4)

2.7 Describe the set of “Woza Albert” and indicate *all* the reasons for using such a set.

(6)

2.8 What is the political-context of the play?

(1)

2.9 Explain the basic idea that the play is based on.

(2)

[30]

## SECTION C: Realism and Master Harold and the boys.

### Question 3

3.1 Realism wanted to create a “slice of life” on stage. Describe how this was achieved through the following:

- a) Set
- b) Structure of the play

(2x5=10)

3.2 Explain the symbolism of the kite within the play “Master Harold and the boys”. Also say why Sam made the kite for Hally.

(5)

3.3 How would you use the Stanislavski method acting technique of “small physical actions” and “communication”, if you were playing the role of Sam?

(5)

[20]

## SECTION D-Elizabethan Theatre

### Question 4


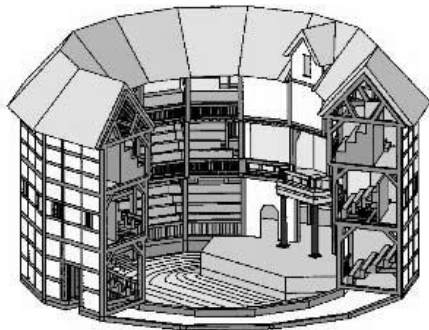
4.1 Why is the Elizabethan Era called “The Golden Age”.

(2)

4.2 Explain how laws passed by the Queen to control wandering beggars and vagrants, actually aided in the creation of theatres.

(3)

### Source E- Elizabethan theatres



4.3 Use the above Source E as impetus for an extended paragraph that compares the theatres of the time. Your description should include all relevant information such as origin, types, differences effect on audience.

*N.B: do not constrain yourself only to the topics mentioned. Include all relevant information.*

(10)

4.4 List four techniques that an Elizabethan actor would use on stage.

(4)

4.7 Describe the script that an Elizabethan actor would receive.

(1)

[20]

## SECTION D: PRACTICAL APPLICATION

### Source F-Character



#### Question 5

5.1 How would you physically and vocally characterise the individual shown in source F? Substantiate your answer with your own thoughts of who this person is.

(10)

5.2 Why is it important for an actor to be able to visualise on stage? Give an example of visualisation.

(4)

5.3 Write a short speech that will be given to grade 9 parents at the Subject Choice Evening. Your speech must convince parents why Drama is a valid and important subject for every learner.

(6)

[20]

TOTAL MARKS: 150